

Hybrid Learning Plan: Grades 1-2 BC Curriculum AND Hebrew/Judaic Studies
 Week of June 8th - June 12th

Monday

Zoom Calls/Special Events	Must Do Assignments Hebrew/Judaics	Must Do Assignments BC Curriculum
<ul style="list-style-type: none"> • 10:00 - BC Curriculum Grade 1 • 10:30 BC Curriculum Grade 2 • 1:00 - Hebrew/Judaics Grade 1 • 1:30- Hebrew/Judaics Grade 2 	<p>Tfillah</p> <ul style="list-style-type: none"> • Practice the morning prayer • Practice the blessing over different types of foods that you eat and Birkat HaMazon. <p>Hebrew Reading</p> <ul style="list-style-type: none"> • Read a Hebrew book every day for ten minutes. Choose someone at home to read out loud to and/or have them read out loud to you. <p><u>iTaLAM (click for link)</u></p> <p>Grade 1 - Ariot.</p> <ul style="list-style-type: none"> • We will focus on the letter Resh. • Log in and listen to the story of Resh. • Select two questions from the following questions and answer them: Who is in the story? What is happening in the story? Where is the story taking place? 	<p>Math</p> <p>Financial Literacy</p> <ul style="list-style-type: none"> • In this morning's lesson, we will learn about <u>Canadian coins and their values</u> • Review Canadian currency <u>here</u> • Spend 15 minutes working on money skills on IXL • Grade 1- see recommended skills under R • Grade 2 - Start with recommended skills under R (grade 1), if you can, go to the O recommended skills (grade 2) <p>Social Studies</p> <ul style="list-style-type: none"> • Watch <u>this</u> video on needs and wants. List 5 of your wants, and 5 of your needs. <p>Reading</p> <ul style="list-style-type: none"> • Spend at least 10 minutes a day reading and/or listening to

	<ul style="list-style-type: none"> • Watch this video, follow the instructions and draw a Gorilla. <p>Grade 2 - Tov Babait unit My daily routine / All about me.</p> <ul style="list-style-type: none"> • Log in and work for at least 20 min. <p>Practice Hebrew Writing by doing the following:</p> <ul style="list-style-type: none"> • Write sentences using the following words: אני אוהב / אני אוהבת אני לא אוהב / אני לא אוהבת • OR Write letters, words, sentences or stories. • OR - Draw a picture and label items on the picture. 	<p>reading on Epic or somewhere else. Choose one of the recommended books about money.</p>
--	---	--

<p>Hybrid Learning Plan: Grades 1-2 BC Curriculum AND Hebrew/Judaic Studies Week of June 8th - June 12th</p>
<p>Tuesday</p>

Zoom Calls/Special Events	Must Do Assignments Hebrew/Judaics	Must Do Assignments BC Curriculum
<ul style="list-style-type: none"> • 10:00 - BC Curriculum Grade 1 • 10:30 BC Curriculum Grade 2 	<p>Tfillah</p> <ul style="list-style-type: none"> • Practice the morning prayer. • Mode Ani - Watch the following video: https://www.youtube.com/watch?v=Xkrowlt6PYw • What are you grateful for in your life?? Draw a picture of that. <p>Hebrew Reading</p> <ul style="list-style-type: none"> • Read a Hebrew book every day for ten minutes. Record yourself reading or choose someone at home to read out loud to and/or have them read out loud to you. <p>Practice Hebrew Writing by doing the following:</p> <ul style="list-style-type: none"> • Write sentences using the following words: אני לא אוהב / אני אוהב אני לא אוהבת / אני אוהבת • OR Write letters, words, sentences or stories. • OR - Draw a picture and label items on the picture. <p><u>iTaLAM</u> (click for link)</p> <p>Grade 1 - Ariot.</p> <ul style="list-style-type: none"> • We will focus on the letter Resh. • Log in and listen to the story of Resh. • Select two questions from the following questions and answer them: Who is in the story? What is happening in the story? Where is the story taking place? • Watch <u>this</u> video, follow the instructions and draw a Gorilla. 	<p>ELA</p> <ul style="list-style-type: none"> • During this morning's lesson we will read "Say Something" by Peter Reynolds. We will discuss the important message in the book. <p>Art</p> <ul style="list-style-type: none"> • <u>Make a Say Something poster</u> <p>Word Work</p> <ul style="list-style-type: none"> • Practice new vocabulary from "Say Something" with these words and <u>activities</u>. <p>Math</p> <ul style="list-style-type: none"> • Watch <u>this</u> video on Brainpop Jr and take the quiz.

Grade 2 - Tov Babait unit My daily routine / All about me.

- Log in and work for at least 20 min.

- Give your child an imaginary \$100 and some ads or catalogs.
- Let your child cut out pictures of what he/she would choose to buy and add up the cost, making sure not to go over \$100.
- Talk about the choices he/she made.

Reading

- Spend at least 10 minutes a day reading and/or listening to reading on Epic. Choose one of the recommended books about money.

Complete a [Reading Response](#)

Hybrid Learning Plan: Grades 1-2 BC Curriculum AND Hebrew/Judaic Studies
 Week of June 8th - June 12th


Wednesday

Zoom Calls/Special Events	Must Do Assignments Hebrew/Judaics	Must Do Assignments BC Curriculum
<ul style="list-style-type: none"> • 10:00 - BC Curriculum Grade 1 • 10:30 BC Curriculum Grade 2 • 1:00 - Hebrew/Judaics Grade 1 • 1:30- Hebrew/Judaics Grade 2 	<p>Tfillah</p> <ul style="list-style-type: none"> • Practice the blessings over different types of foods. • Can you list 5 foods for the blessing "Bore pri haadama"? <p>Hebrew Reading</p> <ul style="list-style-type: none"> • Read a Hebrew book every day for ten minutes. Record yourself reading or choose someone at home to read out loud to and/or have them read out loud to you. <p><u>iTaLAM (click for link)</u></p> <p>Grade 1 - Ariot.</p> <ul style="list-style-type: none"> • We will focus on the letter Resh. • Log in and listen to the story of Resh. • Select two questions from the following questions and answer them: Who is in the story? What is happening in the story? 	<p>Morning Lesson</p> <ul style="list-style-type: none"> • This morning we will learn about the <u>sun.</u> • After the lesson, write down some things that you have learned <u>here</u> <p>Art</p> <ul style="list-style-type: none"> • Try this <u>sunburst weaving craft</u> <p>ELA</p> <ul style="list-style-type: none"> • Watch this Aesop's fable about the <u>North wind and the sun.</u> What lesson did this teach? <p>Math</p> <ul style="list-style-type: none"> • Spend 15 minutes working on money skills on IXL • Grade 1- see recommended skills under R • Grade 2 - Start with recommended skills under R (grade 1), if you can, go to the O

	<p>Where is the story taking place?</p> <ul style="list-style-type: none"> • Watch this video, follow the instructions and draw a Gorilla. <p>Grade 2 - Tov Babait unit My daily routine / All about me.</p> <ul style="list-style-type: none"> • Log in and work for at least 20 min. <p>Practice Hebrew Writing by doing the following:</p> <ul style="list-style-type: none"> • Write sentences using the following words: אני אוהב / אני לא אוהב אני לא אוהבת / אני אוהבת • OR Write letters, words, sentences or stories. • OR - Draw a picture and label items on the picture. • 	<p>recommended skills (grade 2)</p> <p>Reading</p> <ul style="list-style-type: none"> • Spend at least 10 minutes a day reading and/or listening to reading on Epic or somewhere else. Choose one of the recommended books about money.
--	--	---

Hybrid Learning Plan: Grades 1-2 BC Curriculum AND Hebrew/Judaic Studies
 Week of June 8th - June 12th

Thursday

Zoom Calls/Special Events	Must Do Assignments Hebrew/Judaics	Must Do Assignments BC Curriculum
<ul style="list-style-type: none"> • 10:00 - BC Curriculum Grade 1 • 10:30 BC Curriculum Grade 2 	<p>Parashat hashavuah - Beha'alotcha</p> <ul style="list-style-type: none"> • The people of Israel are on their journey to Israel. • There was a "Cloud of Glory" over them. Whenever the cloud was lowered, the Jews camped in that place. When the cloud lifted, they began traveling. • Build a maze using popsicle sticks or any other materials, to help the people of Israel find their way to Israel.  <p>Tfillah</p> <ul style="list-style-type: none"> • Practice the morning prayer • Practice the blessing over different types of foods that you eat and Birkat HaMazon. 	<p>Morning Lesson</p> <ul style="list-style-type: none"> • What does your shadow do when you're not looking? <p>Math</p> <ul style="list-style-type: none"> • Spend 15 minutes working on money skills on IXL • Grade 1- see recommended skills under R • Grade 2 - Start with recommended skills under R (grade 1), if you can, go to the O recommended skills (grade 2) <p>PE</p> <ul style="list-style-type: none"> • Cosmic Yoga Hello Sun Fun <p>Reading</p> <ul style="list-style-type: none"> • Spend at least 10 minutes a day reading and/or listening to reading on Epic or somewhere else. Choose a book on

Space. Complete a
[Reading Response](#)

Hebrew Reading

- Read a Hebrew book every day for ten minutes. Record yourself reading or choose someone at home to read out loud to and/or have them read out loud to you.

[iTALAM](#) (click for link)

Grade 1 - Ariot.

- We will focus on the letter Resh.
- Log in and listen to the story of Resh.
- Select two questions from the following questions and answer them: Who is in the story? What is happening in the story? Where is the story taking place?
- Watch [this](#) video, follow the instructions and draw a Gorilla.

Grade 2 - Tov Babait unit My daily routine / All about me.

- Log in and work for at least 20 min.

Practice Hebrew Writing by
doing the following:

	<ul style="list-style-type: none">• Write sentences using the following words: אני לא אוהב / אני אוהב אני לא אוהבת/ אני אוהבת• OR Write letters, words, sentences or stories.• OR - Draw a picture and label items on the picture.	
--	--	--

Hybrid Learning Plan: Grades 1-2 BC Curriculum AND Hebrew/Judaic Studies
 Week of June 8th - June 12th

Friday

Zoom Calls/Special Events	Must Do Assignments Hebrew/Judaics	Must Do Assignments BC Curriculum
<ul style="list-style-type: none"> • 10:00 - Shabbat Activity Grade 1 • 10:30 - Shabbat Activity Grade 2 • 1:30 - Whole class-fun session • 2:30 - Grades 1-4 Israeli dancing 	<p>Tfillah</p> <ul style="list-style-type: none"> • Sing the Shabbat prayers and songs that you know <p>My Family Please write:</p> <ul style="list-style-type: none"> • Who are the members of your family? What are their names? • Draw a picture of your family. <p>Hebrew Reading</p> <ul style="list-style-type: none"> • Read a Hebrew book every day for ten minutes. Record yourself reading or choose someone at home to read out loud to and/or have them read out loud to you. <p><u>iTaLAM</u> (click for link) Grade 1 - Ariot.</p> <ul style="list-style-type: none"> • We will focus on the letter Resh. • Log in and listen to the story of Resh. • Select two questions from the following 	<p>Writing</p> <ul style="list-style-type: none"> • Choose one of these "If you see" writing activities <p>Math</p> <ul style="list-style-type: none"> • Money Master - choose Canadian Currency and level of difficulty, then drag the coins into the box to create the requested total. <p>Reading</p> <ul style="list-style-type: none"> • Spend at least 10 minutes a day reading and/or listening to reading on Epic or somewhere else. Choose a book on Space.


	<p>questions and answer them: Who is in the story? What is happening in the story? Where is the story taking place?</p> <ul style="list-style-type: none"> • Watch this video, follow the instructions and draw a Gorilla. • Grade 2 - Tov Babait unit - My daily routine / All about me. • Work on for at least 20 min. a day <p>Practice Hebrew Writing by doing the following:</p> <ul style="list-style-type: none"> • Write sentences using the following words: אני לא אוהב / אני אוהב אני לא אוהבת / אני אוהבת • OR Write letters, words, sentences or stories. • OR - Draw a picture and label items on the picture. 	
--	--	--

<p>Hybrid Learning Plan: Grades 1-2 BC Curriculum AND Hebrew/Judaic Studies Week of June 1st - June 5th</p>
<p>Optional Assignments</p>

<p>Try this math game:</p> <ul style="list-style-type: none"> • Hide a few coins in your hand, pocket, or under a napkin • . Give clues one at a time and let family members try to guess what the coins are. • Here's an example: Hide 1 quarter, 2 dimes, and 1 nickel. Clue 1: There are four coins. They add up to 50¢. Clue 2: Two of the coins are the same. Clue 3: One of the coins is a nickel. 	<p>Create a pinwheel galaxy.</p>
<p>Choose a Hebrew letter. Walk around your house and name items that start with that letter.</p>	<p>Create a selfie in space</p>
<p>Play this money board game</p>	<p>Space Search and Find</p>
<p>Learn a space dance</p>	<p>Make a Galaxy in a Bottle</p> <p>Play Money dominoes</p>


Grades K-2 Extracurricular Activities: June 8th to June 12th

Please complete 2 activities for the week and send a picture of your completed work to [Morah Shany](#)

<p style="text-align: center;"><u>Shadow Art</u></p> <p>Did you know that we can make art with a little help from the sun? A shadow is a dark shape that happens when an object blocks the light. On a sunny day, take a paper, something to draw with, and a toy outside. Place the toy on the edge of the paper and draw the shadow of the toy that you see on your page. You can colour your picture. Here is a quick video for inspiration.</p>	<p style="text-align: center;"><u>Drawing to the Beat of the Music</u></p> <p>Listen to one of your favourite songs and draw what comes to your mind when you hear the song. Your drawing could be of a feeling that the song is making you feel, or of an object or a person that the song is making you think of.</p>	<p style="text-align: center;"><u>Creative Shapes</u></p> <p>Using this template, turn the circles, triangles, and squares into something unique and different. Here is Morah Shany's example: What unique pictures and drawings can you come up with out of these shapes?</p> 
<p style="text-align: center;"><u>Freeze Dance Party</u></p> <p>Turn up the music and start dancing! When the music stops, freeze in your position. How long can you hold your frozen dance move? You can dance to one of your favourite songs and try this robot song.</p>	<p style="text-align: center;"><u>I-Spy: Flowers</u></p> <p>Go for a walk and count how many different types of flowers you were able to see. How are they different from each other? How are they the same? Draw a picture or write descriptive words to describe some of the flowers that you found.</p>	<p style="text-align: center;"><u>Yoga</u></p> <p>Yoga is an exercise for your body's flexibility, and it improves your breathing. Yoga is also a helpful exercise for relaxation. Try one of these videos. Make sure you have a quiet space, either outside or inside.</p>

More Fun Activities

Check out these super fun activities! You can choose to complete any of the activities below. Send a picture of your completed work to [Morah Shany](#)

<p style="text-align: center;"><u>Classy Moves</u></p> <p>Ask your family to play. One person is the leader. The leader dances for 20 seconds and the rest of the players copy the leaders moves. After 20 seconds a different player gets to be the leader. Here are the full instructions.</p>	<p style="text-align: center;"><u>Simon Says</u></p> <p>Play Simon says with your family. One person is Simon, and that person says an action that the rest of the players must follow only if the leader says "Simon says" before the action. If they don't say "Simon says" the players DO NOT do the action. Here are the full instructions.</p>
<p style="text-align: center;"><u>Crab Walk Race</u></p> <p>How would you walk if you were a crab? Pretend that you are a crab and have a race as a crab with a family memebr!</p> 	<p style="text-align: center;"><u>Art Hub for Kids</u></p> <p>Learn how to draw your favourite toys, flowers, foods, animals, and objects, with the Art Hub! Please send a picture of your drawing to Morah Shany.</p>