

Continuous Learning Plan: Grades 1-2 BC Curriculum AND Hebrew/Judaic Studies
 Week of May 11th - 14th

Monday

Zoom Calls/Special Events	Must Do Assignments Hebrew/Judaics	Must Do Assignments BC Curriculum
<ul style="list-style-type: none"> • 10:00 - BC Curriculum Grade 1 • 10:30 BC Curriculum Grade 2 • 11:00 - Grade 2 Hebrew/Judaic • 1:30 - Whole class informal meeting 	<p><u>Parashat hashavuah - Behar-Bechukotai</u></p> <ul style="list-style-type: none"> • Watch the following video: <u>https://www.youtube.com/watch?v=J6LLIqF8uvc</u> • How can you show your appreciation to the earth? An example is by watering the plants in your home/back yard. • DRAW a picture or write a few sentences about what you can do! <p>Tfillah</p> <ul style="list-style-type: none"> • Practice the morning prayer • Practice the blessing over different types of foods that you eat <p>Hebrew Reading</p> <ul style="list-style-type: none"> • Read a Hebrew book every day for ten minutes. Choose someone at home to read out loud to and/or have them read out loud to you. <p><u>iTaLAM (click for link)</u></p> <ul style="list-style-type: none"> • Grade 1 - Ariot. A variety of activities including stories, word completion, games, listening and speaking. Log in and select a letter to work on for at least 20 min. • Grade 2 - Tov bakita and Toc babyit units 	<p>Science</p> <ul style="list-style-type: none"> • This morning's lesson will be a focus on science. This week we will be learning about states of matter. We will watch <u>this video</u>. We will look at how specific properties of materials allows us to use them in different ways. • Students should watch <u>this video</u> and play the game after the lesson. <p>Reading</p> <ul style="list-style-type: none"> • Spend at least 10 minutes a day reading

	<p>Practice Hebrew Writing by doing the following:</p> <ul style="list-style-type: none">• Write letters, words, sentences or stories.• OR - Work on the Ariot booklet that was sent home• OR - Draw a picture and label items on the picture.• OR - Create word and picture matching card (Dog and a picture of Dog etc)	<p>and/or listening to reading on Epic or somewhere else.</p> <p>Complete a Reading Response form.</p> <p>ELA</p> <ul style="list-style-type: none">• Statements, Questions, Exclamations- do work recommended by teacher on IXL <p>Math</p> <p>Please work on suggested data management/graphing skills on IXL</p>
--	---	---

Continuous Learning Plan: Grades 1-2 BC Curriculum AND Hebrew/Judaic Studies
 Week of May 11th - 14th

Tuesday

Zoom Calls/Special Events	Must Do Assignments Hebrew/Judaics	Must Do Assignments BC Curriculum
<ul style="list-style-type: none"> • 10:00 - BC Curriculum Grade 1 • 10:30 BC Curriculum Grade 2 • 11:00 - Grade 1 Hebrew/Judaic 	<p>Today is Lag Ba-omer!</p> <ul style="list-style-type: none"> • Watch the following video about the story of Lag B'Omer: https://m.youtube.com/watch?v=5d4M8S800Ak • Hebrew children songs for Lag B'Omer: https://m.youtube.com/watch?v=U3IVBcC4zHw <p>Tfillah</p> <ul style="list-style-type: none"> • Practice the morning prayer • Practice the blessing over different types of foods that you eat <p>Hebrew Reading</p> <ul style="list-style-type: none"> • Read a Hebrew book every day for ten minutes. Choose someone at home to read out loud to and/or have them read out loud to you. <p><u>iTaLAM</u> (click for link)</p> <ul style="list-style-type: none"> • Grade 1 - Ariot. A variety of activities including stories, word completion, games, listening and speaking. Log in and select a letter to work on for at least 20 min. • Grade 2 - Tov bakita and tov babyit units <p>Practice Hebrew Writing by doing the following:</p>	<p>Reader's Workshop</p> <ul style="list-style-type: none"> • In this morning's lesson we will focus on using context clues to figure out the meaning of unknown (in our case, make-believe words.) Students should complete this sheet as a follow-up. Students should practise this strategy when they encounter unfamiliar words. <p>Science</p> <ul style="list-style-type: none"> • Students should work on this sheet and

	<ul style="list-style-type: none"> • Write letters, words, sentences or stories. • OR - Work on the Ariot booklet that was sent home • OR - Draw a picture and label items on the picture. • OR - Create word and picture matching card (Dog and a picture of Dog etc) 	<p>send it to Morah Ronit.</p> <ul style="list-style-type: none"> • If you want, here is a fun STEAM Activity for solids and liquids <p>ELA</p> <ul style="list-style-type: none"> • IXL- see work recommended by teacher. • Spend at least 10 minutes a day reading and/or listening to reading on Epic or somewhere else. <p>Math Please work on suggested data management/graphing skills on IXL</p>
•		

Continuous Learning Plan: Grades 1-2 BC Curriculum AND Hebrew/Judaic Studies
 Week of May 11th - 14th

Wednesday

Zoom Calls/Special Events	Must Do Assignments Hebrew/Judaics	Must Do Assignments BC Curriculum
<ul style="list-style-type: none"> • 10:00 - BC Curriculum Grade 1 • 10:30 BC Curriculum Grade 2 • 11:00 - Grade 2 Hebrew/Judaic <p>1:30 - Whole class informal meeting</p>	<p>Tfillah</p> <ul style="list-style-type: none"> • Practice the morning prayer • Practice the blessing over different types of foods that you eat <p>Hebrew Reading</p> <ul style="list-style-type: none"> • Read a Hebrew book every day for ten minutes. Choose someone at home to read out loud to and/or have them read out loud to you. <p><u>iTALAM (click for link)</u></p> <ul style="list-style-type: none"> • Grade 1 - Ariot. A variety of activities including stories, word completion, games, listening and speaking. Log in and select a letter to work on for at least 20 min. • Grade 2 - Tov bakita and tov babayit units <p>Practice Hebrew Writing by doing the following:</p>	<p>ELA</p> <ul style="list-style-type: none"> • Spend at least 10 minutes a day reading and/or listening to reading on Epic or somewhere else. Complete a <u>Reading Response form.</u> <p>Math Please work on suggested data management/graphing skills on IXL</p> <p>Science</p> <ul style="list-style-type: none"> • The First Peoples looked at the specific properties of local materials and found alternate uses for them. An example of this is that they would use mountain goat horns as spoons because of their unique shape and they would carve Cedar trees into canoes. Go out and find something in

	<ul style="list-style-type: none">• Write letters, words, sentences or stories.• OR - Work on the Ariot booklet that was sent home• OR - Draw a picture and label items on the picture.• OR - Create word and picture matching card (Dog and a picture of Dog etc)	<p>nature. Draw a picture of it and come up with some alternate uses for it. Remember, you can bend it, fold it, tie it, etc., but do not add anything that is not natural to it to create its new use. Send Morah Ronit a picture of what you've come up with.</p>
--	---	---

Continuous Learning Plan: Grades 1-2 BC Curriculum AND Hebrew/Judaic Studies
 Week of May 11th - 14th

Thursday

Zoom Calls/Special Events	Must Do Assignments Hebrew/Judaics	Must Do Assignments BC Curriculum
<ul style="list-style-type: none"> • 10:00 - BC Curriculum Grade 1 • 10:30 BC Curriculum Grade 2 • 11:00 - Grade 1 Hebrew/Judaic 	<p>Hapanim Shelach/Shelchah</p> <ul style="list-style-type: none"> • Take a big piece of paper or glue some small papers together. • Lie down on the paper and ask a family member to trace your upper body - head to waist. Then, draw yourself and label in Hebrew the parts of your face. <p>Tfillah</p> <ul style="list-style-type: none"> • Practice the morning prayer • Practice the blessing over different types of foods that you eat <p>Hebrew Reading</p> <ul style="list-style-type: none"> • Read a Hebrew book every day for ten minutes. Choose someone at home to read out loud to and/or have them read out loud to you. <p><u>iTaLAM (click for link)</u></p> <ul style="list-style-type: none"> • Grade 1 - Ariot. A variety of activities including stories, word 	<p>ELA</p> <ul style="list-style-type: none"> • Our lesson this morning will be poetry with Morah Sally. Please make sure you have writing paper, blank paper, a pencil, and coloured pencils with you. • After the lesson, continue working on your writing piece and picture. <p>Reading</p> <ul style="list-style-type: none"> • Spend at least 10 minutes a day reading and/or listening to reading on Epic or somewhere else. Complete a <u>Reading Response form</u>. <p>Math</p> <p>Please work on suggested data management/graphing skills on IXL</p> <ul style="list-style-type: none"> •

completion, games,
listening and speaking.
Log in and select a
letter to work on for
at least 20 min.

- Grade 2 - Tov bakita
and tov babayit units

**Practice Hebrew Writing by
doing the following:**

- Write letters, words,
sentences or stories.
- OR - Work on the
Ariot booklet that was
sent home
- OR - Draw a picture
and label items on the
picture.
- OR - Create word and
picture matching card
(Dog and a picture of
Dog etc)

Continuous Learning Plan: Grades 1-2 BC Curriculum AND Hebrew/Judaic Studies
 Week of May 11th - 14th

Optional Assignments

Show and tell (in Hebrew) - choose a game, spot or any other item in your house. Video yourself: What is this, the name of the item, describing the item - color, size, what it does.

Please email your video to:

bmichaeli@rjds.ca

Looking forward to seeing all your creative videos!

Hebrew- Choose one of Ariot's stories. Write the story name, Illustrate the characters and add details to your picture.


Go explore one of your passions on BrainPop Jr.

Fun with solids and liquids- [Making Chocolate Covered Pretzels](#)

Help your family to make a salad - "Salat Shel Pilim". Name the vegetables in Hebrew.

Lag B'Omer



Build the highest and most stable bonfire model (no real fire) made from toilet paper rolls, popsicle sticks or other suitable materials.



Try one of the digital Escape rooms at <https://www.breakoutedu.com/funathome>

Read some poetry on Epic- search poetry and then modify according to your reading level and interests

Grades K-2: Week of May 11th to May 14th

<p align="center"><u>Art</u></p> <p>Please choose 1 to complete and send your work to Morah Shany: scohen@rjds.ca</p>	<p align="center"><u>Egg Carton Flowers</u></p> <p>Using an empty egg carton, ask an adult to cut out 4 containers out of the empty egg carton. Once you have a flower petal shape decorate it with paint, markers, crayons, or pastels. Then glue the petals of your flower on a piece of paper and add a stem and some leaves. You can make the stem out of straws, popsicle sticks, paper, or you can draw the stem and leaves.</p> 	<p align="center"><u>Pasta Art</u></p> <p>Glue raw pasta/ macaroni on a piece of paper. Next, turn your pasta into something completely different by drawing details around your pasta. Here is an example:</p>  <p>What did you make?</p>
<p align="center"><u>Music</u></p> <p>Please choose 1 to complete and send your work to Morah Shany: scohen@rjds.ca</p>	<p align="center"><u>Dance!</u></p> <p>Click on the link below. On the left side of the page, under "Song List", find song number 85 "Feelin' Alive". Scroll down to "Movies" and listen to the song in "Lyrics" mode. Come up with some movements you can do for the chorus! Get ready, set, DANCE. https://musicplayonline.com/grades/grade-1/</p>	<p align="center"><u>Sounds</u></p> <p>Listen carefully to sounds around the house. Write or draw a picture of 5 sounds that you hear. Maybe you can hear the toaster ding, or a woosh sound coming from the laundry machine? What other sounds can you hear?</p>
<p align="center"><u>Technology</u></p> <p>Please choose 1 to complete and send your work to Morah Shany: scohen@rjds.ca</p>	<p align="center"><u>Treehouse Designer</u></p> <p>Design a treehouse! Be sure to listen to each character's request. For example, if someone wants a comfortable tree house, what kind of furniture will you put in their tree house? Click on the furniture and drag into the treehouse. You can move your furniture around the treehouse until you happy with it. https://pbskids.org/arthur/games/treehouse-designer</p>	<p align="center"><u>Beach Cleanup</u></p> <p>Code your Kodable Fuzz to clean up the beach! Click on the beach to develop a path for your fuzzy friend to take. Next, click on the arrows to guide your fuzz in the right direction! https://game.kodable.com/play?hc=1&type=home&user=xvezrgp&showSpace=hocSelectBeach Contact Morah Shany for any help 😊</p>

<p><u>Home Economics</u></p> <p>Please choose 1 to complete and send your work to Morah Shany: scohen@rjds.ca</p>	<p><u>Breakfast Time</u></p> <p>Eating breakfast is very important! Breakfast gives you energy to start your day. Help make a healthy breakfast. Please include a fruit and/or vegetable with your breakfast. How did you feel after helping make and eat your breakfast?</p>	<p><u>New Activity</u></p> <p>Help with one task around the house that you've never done before. Some ideas are, dusting, sweeping, folding laundry, water the plants, taking out the garbage. Ask a family member to show you how to get your new task done. What did you learn?</p>
---	---	---