

Hybrid Learning Plan: Grades 1-2 BC Curriculum AND Hebrew/Judaic Studies
 Week of June 1st - June 5th


Monday

Zoom Calls/Special Events	Must Do Assignments Hebrew/Judaics	Must Do Assignments BC Curriculum
<ul style="list-style-type: none"> • 10:00 - BC Curriculum Grade 1 • 10:30 BC Curriculum Grade 2 	<p>Tfillah</p> <ul style="list-style-type: none"> • Practice the morning prayer • Practice the blessing over different types of foods that you eat and Birkat HaMazon. <p>Hebrew Reading</p> <ul style="list-style-type: none"> • Read a Hebrew book every day for ten minutes. Choose someone at home to read out loud to and/or have them read out loud to you. <p><u>iTaLAM (click for link)</u></p> <ul style="list-style-type: none"> • Grade 1 - Ariot. We will focus on the letter Kof. • Can you create the shape of the letters with your body? Did you find it a bit tricky? Think of other ways to do that. • Log in and listen to the story of Kof. • What animals are in the story? Can you list 	<p>Our lesson this morning will be an introduction to our unit on Space. We will talk about the SpaceX launch. We will then do a KWL and fill in the first 2 parts of <u>this</u> sheet. KNOW: What do you already know about space?</p> <p>Wonder: What do question do you have about space and our solar system?</p> <p>Science</p> <ul style="list-style-type: none"> • Listen and sing along to <u>this song</u> about the planets in our solar system. • Watch <u>this video</u> to learn more about the planets • Write down at least 3 new things that you learned. <p>ELA</p>

	<p>them in alphabetical order?</p> <ul style="list-style-type: none"> • Select two questions from the following questions and answer them: Who is in the story? What is happening in the story? Where is the story taking place? • Work on for at least 20 min. a day • Grade 2 - Tov Babait unit - My daily routine / All about me. • Work on for at least 20 min. a day <p>Practice Hebrew Writing by doing the following:</p> <ul style="list-style-type: none"> • Write sentences using the following words: אני לא אוהב / אני אוהב אני לא אוהבת / אני אוהבת • OR Write letters, words, sentences or stories. • OR - Draw a picture and label items on the picture. 	<ul style="list-style-type: none"> • Shuttle sequencing activity and space story • What 10 things would you take in your space rocket? <p>Reading</p> <ul style="list-style-type: none"> • Spend at least 10 minutes a day reading and/or listening to reading on Epic or somewhere else. Choose a book on Space. <p>Math</p> <ul style="list-style-type: none"> • Do one of these addition or subtraction activities.
--	--	--

Hybrid Learning Plan: Grades 1-2 BC Curriculum AND Hebrew/Judaic Studies
 Week of June 1st - June 5th

Tuesday

Zoom Calls/Special Events	Must Do Assignments Hebrew/Judaics	Must Do Assignments BC Curriculum
<ul style="list-style-type: none"> • 10:00 - BC Curriculum Grade 1 • 10:30 BC Curriculum Grade 2 	<p>Parashat hashavuah - Naso</p> <ul style="list-style-type: none"> • The people of Israel are still organizing their lives in the desert and preparing for their journey to Israel. • Fill their backpacks with the most important things they will need on their journey.  <ul style="list-style-type: none"> • Make a list or drawing. • If you were there what would be the most important thing you would take with you? <p>Tfillah</p> <ul style="list-style-type: none"> • Practice the morning prayer • Practice the blessing over different types of foods that you eat and Birkat HaMazon. <p>Hebrew Reading</p>	<p>Math</p> <ul style="list-style-type: none"> • Our lesson this morning will be on coordinates. After class, students will <u>complete one these</u>. <p>ELA</p> <ul style="list-style-type: none"> • Read and complete <u>this space booklet</u> • Next, <u>put the planets in order</u> and <u>create a mnemonic</u> to remember them <p>Science</p> <ul style="list-style-type: none"> • <u>Make a balloon rocket</u> <p>Reading</p> <ul style="list-style-type: none"> • Spend at least 10 minutes a day reading and/or listening to reading on Epic or somewhere else. Choose a book on Space. Complete a <u>Reading Response</u>

- Read a Hebrew book every day for ten minutes. Choose someone at home to read out loud to and/or have them read out loud to you.

[iTaLAM \(click for link\)](#)

- **Grade 1** - Ariot. We will focus on the letter Kof.
- Can you create the shape of the letters with your body? Did you find it a bit tricky? Think of other ways to do that.
- Log in and listen to the story of Kof.
- What animals are in the story? Can you list them in alphabetical order?
- Select two questions from the following questions and answer them: Who is in the story? What is happening in the story? Where is the story taking place?
- Work on for at least 20 min. a day

- **Grade 2** - Tov Babait unit - My daily routine / All about me.
- Work on for at least 20 min. a day

**Practice Hebrew Writing by
doing the following:**

- Write sentences using
the following words:
אני אוהב / אני אוהבת
אני לא אוהב / אני לא אוהבת
- OR Write letters,
words, sentences or
stories.
- OR - Draw a picture
and label items on the
picture.

Hybrid Learning Plan: Grades 1-2 BC Curriculum AND Hebrew/Judaic Studies
 Week of June 1st - June 5th

Wednesday

Zoom Calls/Special Events	Must Do Assignments Hebrew/Judaics	Must Do Assignments BC Curriculum
<ul style="list-style-type: none"> • 10:00 - BC Curriculum Grade 1 • 10:30 BC Curriculum Grade 2 	<p>Tfillah</p> <ul style="list-style-type: none"> • Practice the morning prayer • Practice the blessing over different types of foods that you eat and Birkat HaMazon. <p>Hebrew Reading</p> <ul style="list-style-type: none"> • Read a Hebrew book every day for ten minutes. Choose someone at home to read out loud to and/or have them read out loud to you. <p>iTALAM (click for link)</p> <ul style="list-style-type: none"> • Grade 1 - Ariot. We will focus on the letter Kof. • Can you create the shape of the letters with your body? Did you find it a bit tricky? Think of other ways to do that. • Log in and listen to the story of Kof. 	<p>Morning Lesson</p> <ul style="list-style-type: none"> • How to Draw an Astronaut <p>ELA</p> <ul style="list-style-type: none"> • Write a silly space story <p>Math</p> <ul style="list-style-type: none"> • Watch this video to learn about coordinates • Play Capture the alien with a partner <p>PE/Drama</p> <ul style="list-style-type: none"> • Aliens would probably greet each other differently than earthlings - Create a no-touch handshake <p>Reading</p> <ul style="list-style-type: none"> • Spend at least 10 minutes a day reading and/or listening to reading on Epic or somewhere else. Choose a book on Space.

- What animals are in the story? Can you list them in alphabetical order?
- Select two questions from the following questions and answer them: Who is in the story? What is happening in the story? Where is the story taking place?
- Work on for at least 20 min. a day
- **Grade 2** - Tov Babait unit - My daily routine / All about me.
- Work on for at least 20 min. a day

Practice Hebrew Writing by doing the following:

- Write sentences using the following words:
אני לא אוהב / אני אוהב
אני לא אוהבת / אני אוהבת
- OR Write letters, words, sentences or stories.
- OR - Draw a picture and label items on the picture.
-

Hybrid Learning Plan: Grades 1-2 BC Curriculum AND Hebrew/Judaic Studies
 Week of June 1st - June 5th

Thursday

Zoom Calls/Special Events	Must Do Assignments Hebrew/Judaics	Must Do Assignments BC Curriculum
<ul style="list-style-type: none"> • 10:00 - BC Curriculum Grade 1 • 10:30 BC Curriculum Grade 2 	<ul style="list-style-type: none"> • Watch the video: Habait achi tov barechov - The best house in the street • Draw or build a model of your home. • Select a room in your home and list five items in the room in Hebrew. <p>Tfillah</p> <ul style="list-style-type: none"> • Practice the morning prayer • Practice the blessing over different types of foods that you eat and Birkat HaMazon. <p>Hebrew Reading</p> <ul style="list-style-type: none"> • Read a Hebrew book every day for ten minutes. Choose someone at home to read out loud to and/or have them read out loud to you. <p>iTALAM (click for link)</p> <ul style="list-style-type: none"> • Grade 1 - Ariot. We will focus on the letter Kof. 	<p>Morning Lesson</p> <ul style="list-style-type: none"> • Which planet am I powerpoint game <p>Math</p> <ul style="list-style-type: none"> • Spaced themed math challenge cards <p>ELA/ADST/Social Studies</p> <ul style="list-style-type: none"> • Design your own planet • Learn about landforms and fill in this sheet about the landforms on your planet <p>PE</p> <ul style="list-style-type: none"> • Yoga space adventure <p>Reading</p> <ul style="list-style-type: none"> • Spend at least 10 minutes a day reading and/or listening to reading on Epic or somewhere else. Choose a book on Space. Complete a Reading Response

- Can you create the shape of the letters with your body? Did you find it a bit tricky? Think of other ways to do that.
- Log in and listen to the story of Kof.
- What animals are in the story? Can you list them in alphabetical order?
- Select two questions from the following questions and answer them: Who is in the story? What is happening in the story? Where is the story taking place?
- Work on for at least 20 min. a day
- **Grade 2** - Tov Babait unit - My daily routine / All about me.
- Work on for at least 20 min. a day

Practice Hebrew Writing by doing the following:

- Write sentences using the following words:
אני לא אוהב / אני אוהב
אני לא אוהבת / אני אוהבת
- OR Write letters, words, sentences or stories.
- OR - Draw a picture and label items on the picture.

--	--	--

Hybrid Learning Plan: Grades 1-2 BC Curriculum AND Hebrew/Judaic Studies
 Week of June 1st - June 5th

Friday

Zoom Calls/Special Events	Must Do Assignments Hebrew/Judaics	Must Do Assignments BC Curriculum
<ul style="list-style-type: none"> • 10:00 - Shabbat Activity Grade 1 • 10:30 - Shabbat Activity Grade 2 • 1:30 - Whole class- fun session • 2:30 - Grades 1-4 Israeli dancing 	<p>Tfillah</p> <ul style="list-style-type: none"> • Practice the morning prayer • Practice the blessing over different types of foods that you eat and Birkat HaMazon. <p>Hebrew Reading</p> <ul style="list-style-type: none"> • Read a Hebrew book every day for ten minutes. Choose someone at home to read out loud to and/or have them read out loud to you. <p><u>iTaLAM (click for link)</u></p> <ul style="list-style-type: none"> • Grade 1 - Ariot. We will focus on the letter Kof. • Can you create the shape of the letters with your body? Did you find it a bit tricky? Think of other ways to do that. • Log in and listen to the story of Kof. • What animals are in the story? Can you list 	<p>ELA/ADST</p> <ul style="list-style-type: none"> • <u>Design your own Mars Buggy</u> <p>Word Work</p> <ul style="list-style-type: none"> • <u>Solar System vocabulary</u> <p>Math</p> <ul style="list-style-type: none"> • <u>Solar System Code Breaker</u> <p>Reading</p> <ul style="list-style-type: none"> • Spend at least 10 minutes a day reading and/or listening to reading on Epic or somewhere else. Choose a book on Space.




	<p>them in alphabetical order?</p> <ul style="list-style-type: none"> • Select two questions from the following questions and answer them: Who is in the story? What is happening in the story? Where is the story taking place? • Work on for at least 20 min. a day • Grade 2 - Tov Babait unit - My daily routine / All about me. • Work on for at least 20 min. a day <p>Practice Hebrew Writing by doing the following:</p> <ul style="list-style-type: none"> • Write sentences using the following words: אני אוהב / אני אוהבת אני לא אוהב / אני לא אוהבת • OR Write letters, words, sentences or stories. • OR - Draw a picture and label items on the picture. 	
--	--	--

<p>Hybrid Learning Plan: Grades 1-2 BC Curriculum AND Hebrew/Judaic Studies Week of June 1st - June 5th</p>
<p>Optional Assignments</p>

<p>If you could create any animal you like, what would it be called in Hebrew? What would it look like? What would it eat? Where would it live? Use as much detail as you can. Please email your animal to: bmichaeli@rjds.ca</p>	<p>Hebrew- Choose one of Ariot's stories. Write the story name, illustrate the characters and add details to your picture.</p>
<p>Choose a Hebrew letter. Walk around your house and name items that start with that letter.</p>	<p>Watch the following video to Learn About the Planets</p>
<p>5 Ways to Make a Galaxy art activity</p>	<p>Learn how to make your own Stomp Rocket in the following video. You can see another implementation and fantastic instructions from NASA's Jet Propulsion Laboratory here. All you need is an empty 2-liter bottle, duct tape, 5 feet of 1/2-inch PVC pipe, 24" of 1/2-inch PVC pipe, two 45-degree PVC elbow slip connectors, 2 PVC tee slip connectors and 2 PVC slip caps.</p>
<p>Learn a space dance</p>	<p>Make a Galaxy in a Bottle</p> <p>Learn about how an astronaut survives in space</p>

Grades K-2 Extracurricular Activities: June 1st to June 5th

Please complete 2 activities for the week and send a picture of your completed work to Morah Shany (scohen@rjds.ca)

<p style="text-align: center;"><u>Positivity Rocks</u></p> <p>Decorate a rock! You can use paint or markers. Next, write a positive message on the rock to make others smile. For example, my positive message would be, YOU ARE AWESOME! Once your rock is finished and dry, take it back outside and place it where you found it.</p>  <p>Source: CBC</p>	<p style="text-align: center;"><u>Hop Old Squirrel</u></p> <p>Sing along to this song. This song is about squirrels! Hop like a squirrel! Fly like a squirrel! Do you see any squirrels when you go for walks?</p> 	<p style="text-align: center;"><u>Create a Puzzle</u></p> <p>Draw and colour a picture on this puzzle template. Next, cut out the puzzle pieces and ask a family member to put it back together. You made a puzzle! Hint: your picture needs to cover the entire area of your puzzle paper.</p>
<p style="text-align: center;"><u>Scavenger Hunt</u></p> <p>Create your own outdoor scavenger hunt list. Think of 10 things that you would normally see outside and write them down or draw a picture of them. Next, go outside for a walk with a family member and try finding things on your list.</p>	<p style="text-align: center;"><u>Book Worm Bookmark</u></p> <p>Draw a squiggly worm that's as big as your paper. Next, decorate it and cut it out. Now you have a book worm bookmark!</p>  <p>Source: Crayola</p>	<p style="text-align: center;"><u>Meditation</u></p> <p>Meditation is a way for you to notice your feelings in your head, body, and all around you. Try one of these videos. Make sure you have a quiet space, either outside or inside.</p>

More Fun Activities

Check out these super fun activities! You can choose to complete any of the activities below. Send a picture of your completed work to Morah Shany (scohen@rjds.ca)

Show me your Moves

Try this fun game with your family. One person is the leader. The leader calls out a movement that the rest of the family has to follow to the finishing line. The leader can change the movement at any time, so be sure to be listening at all times. If you miss a movement you will have to do 5 jumping jacks. Here are the full [instructions](#).

Red Light, Green Light

Play this fun game with your family. It is best to play this game outside, or in a large room. One person is the traffic light, and the rest of the people are the cars. Your goal is to make it pass the traffic light without being caught moving. Here are the full [instructions](#).

Handprint Art

Trace your hand to create an animal. Next, decorate it and add detail to make your hand look like the animal you chose to make. Try rotating your hand in a different position to get a different animal. If you rotate your hand sideways, you can make a hedgehog!



Magic Blooming Flowers

Make magic blooming flowers! You will need paper, markers, scissors, and water. Watch this [video](#) to learn more!